

TEL. 9554725, 55110031

PABX-575,

Mail: fxdeal@janatabank-bd.com

Exchange Rate Circular - 132



JANATA BANK LIMITED

TREASURY DEPT.(FRONT OFFICE)

HEAD OFFICE, DHAKA

INDICATIVE ONLY: Rates may vary in the

For Previous Rate Sheet Click

<https://goo.gl/URA0t4>

DATE : 26 Jul 2021

Monday

EFFECTIVE DATE: 26 Jul 2021

same day

A) CROSS RATE OF SYD, TOK, HKG & S.E ASIAN MARKETS AS ON 26/07/2021

	GBP/USD	EUR/USD	USD/JPY	USD/C.DLR	USD/S.FRA	AUD/USD
SELLING	1.3749	1.1777	110.3500	1.2486	0.9188	0.7416
BUYING	1.3747	1.1776	110.3700	1.2486	0.9189	0.7416

B) JANATA BANK LTD'S CASH

CURRENCY & T.C TO PUBLIC TK PER UNIT OF FOREIGN CURRENCY

SELLING	CURRENCY	BUYING	SELLING	CURRENCY	BUYING
86.9000	US Dollar	84.5000	23.5000	Saudi Riyal	20.7000
116.3000	G. B. Pound	110.3000	24.0000	UAE. Dirham	21.5000
103.2000	Euro	99.0000	20.8000	MAL.Ringit	18.0000
63.4989	Aus. Dollar	54.0489	1.2400	Indian Rupee	1.1500

BE SAME AS SELLING T.T.& O.D AND BUYING O.D. TRANSFER

C) SELLING		NAME OF CURRENCY	BUYING			
T.T.& O.D.	B.C.		T.T.CLEAN	T.T.DOC	O.D.SIGHT EXP.BILLS	O.D. TRANSFER
84.9500	84.9500	US Dollar	84.2000	84.1500	84.1000	83.9000
118.8715	119.0127	G. B. POUND	115.2696	115.0958	114.8560	114.3962
102.0876	102.3229	EURO	98.2134	97.5574	97.4163	97.2252
0.7930	0.7993	JP.YEN	0.7660	0.7591	0.7579	0.7076
70.0370	70.2150	CAN.DLR	68.6195	68.5419	68.3340	67.6804
93.8937	94.0559	SWISS.FRANC	92.4407	92.2428	92.1438	91.6069
223.0000	222.7810	OMANIAN RIYAL	219.1501	211.9164	211.2743	203.0454
11.2500	11.4157	H.K.DLR	10.9062	10.8947	10.8628	10.8310
63.2991	66.0115	SING.DLR	62.2823		61.0345	57.3110
2.6061	2.6105	THI.BAHT	2.5724		2.5621	2.5546
20.3029	20.3223	MAL.RINGIT	20.0497		19.9699	19.9114
23.3010	23.3092	UAE.DIRHAM			22.9816	22.9975
22.8152	22.8732	SAUDI RIYAL			22.5055	22.4400
20.5000	21.8563	QATAR RIYAL				19.0000
279.9527	287.3077	KUWAIT DINAR				251.0000
224.7528	224.0943	BAHRAIN DINAR				216.0355
13.5513	14.1516	CHINESE YUAN				12.5000

D) USANCE RATE:	30 DAYS	60 DAYS	90 DAYS	120 DAYS	150 DAYS	180 DAYS
US Dollar	83.5988	83.1077	82.6165	82.1253	81.6342	81.1430
G. B. POUND	114.1836	113.5112	112.5506	112.1664	111.4940	110.8216
EURO	96.8434	96.2705	95.4520	95.1247	94.5517	93.9788

E) FORWARD RATE:		1 MONTH	2 MONTHS	3 MONTHS	6 MONTHS	1 YEAR
SELLING	US Dollar	85.5270	85.8040	86.1309	87.3119	0.0000
BUYING	US Dollar	84.6053	85.0604	85.3158	86.5315	0.0000


F) NFCD INTT RATE, EFFECT ON: 16.07.2021 To 31.07.2021	1 MONTH	3 MONTHS	6 MONTHS	12 MONTHS
US Dollar	0.08342	0.13391	0.15175	0.24152
G. B. POUND	0.05275	0.07656	0.09888	0.19564
EURO	0.00000	0.00000	0.00000	0.00000


G) LIBOR AS ON 23/07/2021 , 60 DAYS 0.11100 90 DAYS 0.12888 180 DAYS 0.15850


H) INDICATIVE RATE OF 01 SDR ,USD WITH NTL, CUR OF ACU MEMBERS AS IMF RATE 16/07/2021	IN.RS	N.RS	SL.RS	PK.RS	BD TK	USD
USD 1	74.6232	111.3247	177.1034	136.1198	84.5800	
SDR 1	106.1644	158.3787	251.9603	193.6540	120.3297	1.4227


IN CASE OF AUS. DOLLAR CASH RATE WILL BE USED FOR T.T ALSO

Rates mentioned in row C, D, E and F are applicable only for bank's own customers.


Md. Nur Islam
PO
Prepared By


Syeda Hasinatul Jannat
SPO
Checked By


Shipra Biswas
AGM
Authorized Signature


Md. Yakut Mia
DGM
Authorized Signature